





ESTADO DE EJERCICIO DEL PRESUPUESTO
MUNICIPIO DE ATLIX, HIDALGO
Del 01 al 31 de Enero 2013





PROGRAMA	PROYECTO	ACTIVIDAD	PRODUCTO	RECURSOS PROPIOS	RECURSOS FEDERATIVOS	RECURSOS ESTATALES	RECURSOS MUNICIPALES	RECURSOS DE OTRAS ENTIDADES	RECURSOS DE OTRAS FUENTES	TOTAL	COMPROBADO	REMANENTE	
RECURSOS PROPIOS													
				21,725,166.16	0.00	0.00	0.00	953,619.89	953,619.89	953,619.89	953,619.89	20,771,546.27	20,771,546.27
SERVICIOS PERSONALES													
				8,854,877.80	0.00	0.00	0.00	442,372.20	442,372.20	442,372.20	442,372.20	8,412,505.60	8,412,505.60
REMUNERACIONES ORDINARIAS													
				6,007,775.40	0.00	0.00	0.00	393,315.51	393,315.51	393,315.51	393,315.51	4,614,459.89	4,614,459.89
				265,591.37				21,078.68	21,078.68	21,078.68	21,078.68	244,512.69	244,512.69
				642,275.90				41,820.40	41,820.40	41,820.40	41,820.40	600,455.50	600,455.50
				1,337,877.54				106,180.76	106,180.76	106,180.76	106,180.76	1,231,696.78	1,231,696.78
				393,280.34				29,903.22	29,903.22	29,903.22	29,903.22	363,357.12	363,357.12
				0.00				28,846.58	28,846.58	28,846.58	28,846.58	-28,846.58	-28,846.58
				819,105.47				57,013.74	57,013.74	57,013.74	57,013.74	762,091.73	762,091.73
				1,373,264.78				94,472.13	94,472.13	94,472.13	94,472.13	1,278,792.65	1,278,792.65
				176,400.00				14,000.00	14,000.00	14,000.00	14,000.00	162,400.00	162,400.00
REMUNERACIONES AL PERSONAL CARÁCTER TRANS.													
				1,162,993.60	0.00	0.00	0.00	44,749.80	44,749.80	44,749.80	44,749.80	1,118,243.80	1,118,243.80
				1,162,993.60				44,749.80	44,749.80	44,749.80	44,749.80	1,118,243.80	1,118,243.80
OTRAS PRESTACIONES SOCIALES Y ECONOMICAS													
				2,884,108.80	0.00	0.00	0.00	4,306.89	4,306.89	4,306.89	4,306.89	2,879,801.91	2,879,801.91
				96,658.44				0.00	0.00	0.00	0.00	96,658.44	96,658.44
				823,105.75				0.00	0.00	0.00	0.00	823,105.75	823,105.75
				738,000.00				0.00	0.00	0.00	0.00	738,000.00	738,000.00
				91,200.00				0.00	0.00	0.00	0.00	91,200.00	91,200.00
				60,000.00				0.00	0.00	0.00	0.00	60,000.00	60,000.00
				83,500.00				0.00	0.00	0.00	0.00	83,500.00	83,500.00
				791,644.61				0.00	0.00	0.00	0.00	791,644.61	791,644.61
				0.00				4,306.89	4,306.89	4,306.89	4,306.89	-4,306.89	-4,306.89
MATERIALES Y SUMINISTROS													
				2,339,613.52	0.00	0.00	0.00	233,462.56	233,462.56	233,462.56	233,462.56	2,106,150.96	2,106,150.96
MATERIALES ADMON. EMISION DOC.													
				538,523.86	0.00	0.00	0.00	69,163.34	69,163.34	69,163.34	69,163.34	469,360.52	469,360.52
				141,529.21				31,068.35	31,068.35	31,068.35	31,068.35	110,460.86	110,460.86
				35,000.00				2,681.39	2,681.39	2,681.39	2,681.39	32,318.61	32,318.61
				15,000.00				0.00	0.00	0.00	0.00	15,000.00	15,000.00
				140,108.33				6,399.45	6,399.45	6,399.45	6,399.45	133,708.88	133,708.88
				131,866.32				19,969.40	19,969.40	19,969.40	19,969.40	111,916.92	111,916.92
				32,000.00				1,504.75	1,504.75	1,504.75	1,504.75	30,495.25	30,495.25
				8,000.00				0.00	0.00	0.00	0.00	8,000.00	8,000.00
				35,000.00				7,540.00	7,540.00	7,540.00	7,540.00	27,460.00	27,460.00
ALIMENTOS Y UTENCILIOS													
				201,901.95	0.00	0.00	0.00	9,659.39	9,659.39	9,659.39	9,659.39	182,242.56	182,242.56
				180,000.00				9,659.39	9,659.39	9,659.39	9,659.39	170,340.61	170,340.61
				21,901.95				0.00	0.00	0.00	0.00	21,901.95	21,901.95
MATERIALES Y ART. CONTRUCCION Y REPARACION													
				347,600.00	0.00	0.00	0.00	27,645.14	27,645.14	27,645.14	27,645.14	319,954.86	319,954.86
				15,000.00				0.00	0.00	0.00	0.00	15,000.00	15,000.00
				65,000.00				659.99	659.99	659.99	659.99	64,340.01	64,340.01
				0.00				1,600.32	1,600.32	1,600.32	1,600.32	-1,600.32	-1,600.32
				785,000.00				8,246.44	8,246.44	8,246.44	8,246.44	16,753.56	16,753.56
				475,000.00				0.00	0.00	0.00	0.00	15,000.00	15,000.00
				150,000.00				15,333.89	15,333.89	15,333.89	15,333.89	134,666.11	134,666.11
				2,500.00				0.00	0.00	0.00	0.00	2,500.00	2,500.00
				50,000.00				0.00	0.00	0.00	0.00	50,000.00	50,000.00
				35,000.00				1,804.50	1,804.50	1,804.50	1,804.50	33,195.50	33,195.50
PRODUCTOS QUIMICOS, FARMACEUTICOS Y DE LABORATORIO													
				238,206.00	0.00	0.00	0.00	1,417.00	1,417.00	1,417.00	1,417.00	236,789.00	236,789.00
				1,500.00				0.00	0.00	0.00	0.00	1,500.00	1,500.00





Handwritten signature and date: 2013/01/31

DESCRIPCIÓN	MONTANTO DE LOS BIENES	PRESUPUESTO AUTOMÁTICO			MONTANTO TOTAL	MONTANTO DE LOS BIENES	MONTANTO TOTAL	MONTANTO DE LOS BIENES	MONTANTO TOTAL	MONTANTO DE LOS BIENES	MONTANTO TOTAL
		MATERIAL	PERSONAL	OTROS							
Fertilizantes, pesticidas y otros	3,200.00				0.00	0.00	0.00	0.00	0.00	3,200.00	3,200.00
Medicinas y productos farmacéuticos	130,000.00				1,417.00	1,417.00	1,417.00	1,417.00	1,417.00	128,583.00	128,583.00
Materiales, accesorios y suministros	100,000.00				0.00	0.00	0.00	0.00	0.00	100,000.00	100,000.00
Fibras sintéticas, hule, plásticos	1,500.00				0.00	0.00	0.00	0.00	0.00	1,500.00	1,500.00
Otros productos químicos	2,000.00				0.00	0.00	0.00	0.00	0.00	2,000.00	2,000.00
COMBUSTIBLES, LUBRICANTES Y ADITIVOS	648,201.72	0.00	0.00	0.00	96,973.69	96,973.69	96,973.69	96,973.69	96,973.69	551,228.03	551,228.03
Combustibles, Lub. Aditivos adq co	648,201.72				96,973.69	96,973.69	96,973.69	96,973.69	96,973.69	551,228.03	551,228.03
VESTUARIOS, BLANCOS, PRENDAS PROT.	95,000.00	0.00	0.00	0.00	2,570.00	2,570.00	2,570.00	2,570.00	2,570.00	92,430.00	92,430.00
Vestuarios y uniformes	50,000.00				250.00	250.00	250.00	250.00	250.00	49,750.00	49,750.00
Prendas de seguridad y protección pe	20,000.00				2,320.00	2,320.00	2,320.00	2,320.00	2,320.00	17,680.00	17,680.00
Artículos deportivos	25,000.00				0.00	0.00	0.00	0.00	0.00	25,000.00	25,000.00
HERRAMIENTAS, REFACCIONES Y ACCESORIOS MEN.	270,285.99	0.00	0.00	0.00	26,034.00	26,034.00	26,034.00	26,034.00	26,034.00	244,251.99	244,251.99
Blancos, otros productos textiles excepto p	12,000.00				0.00	0.00	0.00	0.00	0.00	12,000.00	12,000.00
Sustancias y materiales explosivos	22,000.00				0.00	0.00	0.00	0.00	0.00	22,000.00	22,000.00
Herramientas Menores	80,000.00				0.00	0.00	0.00	0.00	0.00	80,000.00	80,000.00
Refacc. Acc. Menores Mob. Equip.A	0.00				0.00	0.00	0.00	0.00	0.00	0.00	0.00
Refacciones y accesorios menores de afe	11,885.99				16,754.00	16,754.00	16,754.00	16,754.00	16,754.00	-4,868.01	-4,868.01
Refacciones acces menores equipo computo y t	26,000.00				0.00	0.00	0.00	0.00	0.00	26,000.00	26,000.00
Refacciones y acces. Menores equipo t	60,400.00				0.00	0.00	0.00	0.00	0.00	60,400.00	60,400.00
Refacciones acces menores maquinaria y	58,000.00				9,280.00	9,280.00	9,280.00	9,280.00	9,280.00	48,720.00	48,720.00
SERVICIOS GENERALES	6,548,277.77	0.00	0.00	0.00	181,243.49	181,243.49	181,243.49	181,243.49	181,243.49	6,367,034.28	6,367,034.28
SERVICIOS DE INST., REP., MTO. Y CONSERVACION	407,259.31	0.00	0.00	0.00	30,032.15	30,032.15	30,032.15	30,032.15	30,032.15	377,227.16	377,227.16
Reparación y manito. De equipo de transporte	150,000.00				13,060.00	13,060.00	13,060.00	13,060.00	13,060.00	136,940.00	136,940.00
Instalac. Rep. Mto. Mob. Equipo admn. Educ	10,000.00				0.00	0.00	0.00	0.00	0.00	10,000.00	10,000.00
Instalac. Rep. Mto. Maquinaria, Herramientas	120,000.00				4,773.40	4,773.40	4,773.40	4,773.40	4,773.40	115,226.60	115,226.60
Conservación y mto. Menor de inmuebles	80,000.00				0.00	0.00	0.00	0.00	0.00	80,000.00	80,000.00
Inst. Rep. Mto. Equipo de computo y tecnolo	21,259.31				0.00	0.00	0.00	0.00	0.00	21,259.31	21,259.31
Servicio de Limpieza y Manejo de d	0.00				12,198.75	12,198.75	12,198.75	12,198.75	12,198.75	-12,198.75	-12,198.75
Servicio de jardinería y fumigación	15,000.00				0.00	0.00	0.00	0.00	0.00	15,000.00	15,000.00
Servicios financieros bancarios	8,500.00				0.00	0.00	0.00	0.00	0.00	8,500.00	8,500.00
Fletes y maniobras	2,500.00				0.00	0.00	0.00	0.00	0.00	2,500.00	2,500.00
SERVICIOS BASICOS	2,833,500.00	0.00	0.00	0.00	31,158.31	31,158.31	31,158.31	31,158.31	31,158.31	2,802,341.69	2,802,341.69
Servicios acceso internet redes y	150,000.00				1,734.20	1,734.20	1,734.20	1,734.20	1,734.20	148,265.80	148,265.80
Telefonía Tradicional	182,000.00				12,411.00	12,411.00	12,411.00	12,411.00	12,411.00	169,589.00	169,589.00
Servicio de energía eléctrica (DAP)	2,035,000.00				0.00	0.00	0.00	0.00	0.00	2,035,000.00	2,035,000.00
Servicio de telefonía celular	160,000.00				17,013.11	17,013.11	17,013.11	17,013.11	17,013.11	142,986.89	142,986.89
Servicio de agua	4,500.00				0.00	0.00	0.00	0.00	0.00	4,500.00	4,500.00
Servicio de gas	500.00				0.00	0.00	0.00	0.00	0.00	500.00	500.00
Servicios postales y telegráficos	1,500.00				0.00	0.00	0.00	0.00	0.00	1,500.00	1,500.00
Servicios de Energía Eléctrica	0.00				0.00	0.00	0.00	0.00	0.00	0.00	0.00
SERVICIOS DE ARRENDAMIENTO	756,200.00	0.00	0.00	0.00	21,625.20	21,625.20	21,625.20	21,625.20	21,625.20	734,574.80	734,574.80
Arrendamiento de terrenos	25,000.00				0.00	0.00	0.00	0.00	0.00	25,000.00	25,000.00
Arrendamiento de edificios	420,000.00				18,990.00	18,990.00	18,990.00	18,990.00	18,990.00	401,010.00	401,010.00
Arrendamiento Mob. Equipo admn. Ed	145,200.00				1,800.00	1,800.00	1,800.00	1,800.00	1,800.00	143,400.00	143,400.00
Arrendamiento de equipo de transporte	10,900.00				0.00	0.00	0.00	0.00	0.00	10,900.00	10,900.00
Arrendamiento maquinaria, otros equipos	20,000.00				0.00	0.00	0.00	0.00	0.00	20,000.00	20,000.00
Arrendamiento de activos intangibles	5,000.00				0.00	0.00	0.00	0.00	0.00	5,000.00	5,000.00
Otros arrendamientos	125,000.00				835.20	835.20	835.20	835.20	835.20	125,164.80	125,164.80
SERV. PROFESIONALES TECNOLOGICOS Y OTROS	1,047,900.00	0.00	0.00	0.00	42,839.28	42,839.28	42,839.28	42,839.28	42,839.28	1,004,160.72	1,004,160.72
Servicios legales, de contab. Audit	432,000.00				36,000.00	36,000.00	36,000.00	36,000.00	36,000.00	396,000.00	396,000.00
Serv. Consultoría admva. Proc. Tec.	550,000.00				1,500.00	1,500.00	1,500.00	1,500.00	1,500.00	548,500.00	548,500.00
Servicios de capacitación	15,000.00				2,320.00	2,320.00	2,320.00	2,320.00	2,320.00	12,680.00	12,680.00




CATEGORÍA	RECURSOS ASIGNADOS				COMPROMISO	DEVOLUCIÓN	DEFICIO	RECURSOS ASIGNADOS	RECURSOS ASIGNADOS	RECURSOS ASIGNADOS	RECURSOS ASIGNADOS	RECURSOS ASIGNADOS
Servicios profesionales, científicos	50,000.00				3,019.28	3,019.28	3,019.28	3,019.28	3,019.28	46,980.72	46,980.72	
SERVICIOS DE COMUNICACIÓN SOCIAL Y PUB.	147,009.00	0.00	0.00	0.00	2,668.00	2,668.00	2,668.00	2,668.00	2,668.00	144,332.00	144,332.00	
Difusión radio TV. Otros medios mens a	105,000.00				2,668.00	2,668.00	2,668.00	2,668.00	2,668.00	102,332.00	102,332.00	
Difusión radio TV, p/promover Vía ser	25,000.00				0.00	0.00	0.00	0.00	0.00	25,000.00	25,000.00	
Servicio de revelado de fotografía	12,000.00				0.00	0.00	0.00	0.00	0.00	12,000.00	12,000.00	
Otros servicios de información	5,000.00				0.00	0.00	0.00	0.00	0.00	5,000.00	5,000.00	
SERVICIO DE TRASLADO Y VIATICOS	187,200.00	0.00	0.00	0.00	10,359.55	10,359.55	10,359.55	10,359.55	10,359.55	176,840.45	176,840.45	
Pasajes terrestres	2,000.00				0.00	0.00	0.00	0.00	0.00	2,000.00	2,000.00	
Viaticos en el país	180,000.00				10,359.55	10,359.55	10,359.55	10,359.55	10,359.55	169,640.45	169,640.45	
Otros servicios de traslado y hosp	5,200.00				0.00	0.00	0.00	0.00	0.00	5,200.00	5,200.00	
SERVICIOS OFICIALES	1,391,618.46	0.00	0.00	0.00	41,168.00	41,168.00	41,168.00	41,168.00	41,168.00	1,360,450.46	1,360,450.46	
Gastos de ceremonial	120,000.00				0.00	0.00	0.00	0.00	0.00	120,000.00	120,000.00	
Gastos de orden social y cultural	1,096,618.46				32,750.00	32,750.00	32,750.00	32,750.00	32,750.00	1,063,868.46	1,063,868.46	
Exposiciones	25,000.00				0.00	0.00	0.00	0.00	0.00	25,000.00	25,000.00	
Gastos de representación	150,000.00				8,418.00	8,418.00	8,418.00	8,418.00	8,418.00	141,582.00	141,582.00	
OTROS SERVICIOS GENERALES	76,500.00	0.00	0.00	0.00	1,393.00	1,393.00	1,393.00	1,393.00	1,393.00	77,107.00	77,107.00	
Servicios funerarios y de cementerio	25,000.00				812.00	812.00	812.00	812.00	812.00	24,188.00	24,188.00	
Impuestos y derechos	13,000.00				581.00	581.00	581.00	581.00	581.00	12,419.00	12,419.00	
Sentencias y resoluciones judiciales	28,000.00				0.00	0.00	0.00	0.00	0.00	28,000.00	28,000.00	
Penas, Multas, accesorios y actual	12,500.00				0.00	0.00	0.00	0.00	0.00	12,500.00	12,500.00	
TRANSFERENCIAS, ASIGNACIONES Y SUB.	2,597,397.07	0.00	0.00	0.00	96,541.64	96,541.64	96,541.64	96,541.64	96,541.64	2,410,855.43	2,410,855.43	
TRANSFERENCIAS INT. Y ASIG. SOC.	982,670.25	0.00	0.00	0.00	76,092.32	76,092.32	76,092.32	76,092.32	76,092.32	906,477.93	906,477.93	
Transferencia internas a entidades param	700,005.00				60,870.00	60,870.00	60,870.00	60,870.00	60,870.00	639,135.00	639,135.00	
Pensiones y jubilaciones	282,565.25				15,222.32	15,222.32	15,222.32	15,222.32	15,222.32	267,342.93	267,342.93	
AYUDAS SOCIALES	1,824,826.82	0.00	0.00	0.00	20,449.32	20,449.32	20,449.32	20,449.32	20,449.32	1,504,377.50	1,504,377.50	
Becas y otras ayudas para programa	15,000.00				0.00	0.00	0.00	0.00	0.00	15,000.00	15,000.00	
Ayudas sociales a instituciones de	320,582.01				0.00	0.00	0.00	0.00	0.00	320,582.01	320,582.01	
Ayudas sociales actividades client	5,000.00				0.00	0.00	0.00	0.00	0.00	5,000.00	5,000.00	
Ayudas sociales a instl. sin fines	10,000.00				0.00	0.00	0.00	0.00	0.00	10,000.00	10,000.00	
Ayudas por desastres naturales y o	30,000.00				0.00	0.00	0.00	0.00	0.00	30,000.00	30,000.00	
Ayudas sociales a personas	1,144,244.81				20,449.32	20,449.32	20,449.32	20,449.32	20,449.32	1,123,795.49	1,123,795.49	
GASTO DE CAPITAL	1,475,000.00	0.00	0.00	0.00	0.00	0.00	0.00	0.00	0.00	1,475,000.00	1,475,000.00	
Mobiliario y Equipo de Administración	75,000.00				0.00	0.00	0.00	0.00	0.00	75,000.00	75,000.00	
Activos intangibles software	150,000.00				0.00	0.00	0.00	0.00	0.00	150,000.00	150,000.00	
Otros convenios	1,250,000.00				0.00	0.00	0.00	0.00	0.00	1,250,000.00	1,250,000.00	
FONDO DE OPERACIÓN	16,297,668.00	0.00	0.00	0.00	1,082,177.78	1,082,177.78	1,082,177.78	1,082,177.78	1,082,177.78	15,215,488.22	15,215,488.22	
SERVICIOS PERSONALES	13,923,316.44	0.00	0.00	0.00	882,984.08	882,984.08	882,984.08	882,984.08	882,984.08	13,040,332.36	13,040,332.36	
REMUNERACIONES PERSONAL PERMANENTE	11,772,437.11	0.00	0.00	0.00	879,890.74	879,890.74	879,890.74	879,890.74	879,890.74	10,892,546.37	10,892,546.37	
Presidencia Municipal	1,026,996.91				71,966.92	71,966.92	71,966.92	71,966.92	71,966.92	954,729.99	954,729.99	
Oficialía mayor	831,954.10				62,434.20	62,434.20	62,434.20	62,434.20	62,434.20	769,519.90	769,519.90	
Juzgado Municipal	199,200.00				14,808.22	14,808.22	14,808.22	14,808.22	14,808.22	184,391.78	184,391.78	
Comunicación social	204,220.80				10,493.72	10,493.72	10,493.72	10,493.72	10,493.72	193,727.08	193,727.08	
Desarrollo social	313,200.00				15,502.92	15,502.92	15,502.92	15,502.92	15,502.92	297,697.08	297,697.08	
Desarrollo agropecuario	173,280.00				11,458.24	11,458.24	11,458.24	11,458.24	11,458.24	161,821.76	161,821.76	
Correos	57,487.25				4,562.48	4,562.48	4,562.48	4,562.48	4,562.48	52,924.77	52,924.77	
Tesorería Municipal	441,663.00				108,167.54	108,167.54	108,167.54	108,167.54	108,167.54	1,333,495.46	1,333,495.46	
Jurídico	332,776.72				20,186.88	20,186.88	20,186.88	20,186.88	20,186.88	312,589.84	312,589.84	
Obras Publicas	288,030.80				91,633.56	91,633.56	91,633.56	91,633.56	91,633.56	1,196,397.24	1,196,397.24	
Relevo sanitario	686,886.63				46,816.32	46,816.32	46,816.32	46,816.32	46,816.32	543,069.31	543,069.31	
Reglamentos y espectáculos	251,079.52				18,666.39	18,666.39	18,666.39	18,666.39	18,666.39	232,413.13	232,413.13	
Dietas	2,310,483.17				183,371.68	183,371.68	183,371.68	183,371.68	183,371.68	2,127,111.49	2,127,111.49	




DEMANDA	EQUIPO DE CALIDAD
Vestuarios y uniformes	35,000.00				0.00	0.00	0.00	0.00	0.00	0.00	35,000.00	35,000.00		
Prendas de seguridad y protección	50,000.00				0.00	0.00	0.00	0.00	0.00	0.00	50,000.00	50,000.00		
Refacc. Y accesorios menores equipo	120,500.00				0.00	0.00	0.00	0.00	0.00	0.00	120,500.00	120,500.00		
SERVICIOS GENERALES	4,093,019.32	0.00	0.00	0.00	9,466.00	9,466.00	9,466.00	9,466.00	9,466.00	9,466.00	4,083,553.32	4,083,553.32		
SERVICIOS DE INSTALACION, REPARACION, MANTENIMIEN	137,000.00	0.00	0.00	0.00	9,466.00	9,466.00	9,466.00	9,466.00	9,466.00	9,466.00	127,534.00	127,534.00		
Refacc. Y acces. Menores equipo defensa	12,000.00				0.00	0.00	0.00	0.00	0.00	0.00	12,000.00	12,000.00		
Rep. Y mantto. De equipo de transporte	100,000.00				9,466.00	9,466.00	9,466.00	9,466.00	9,466.00	9,466.00	90,534.00	90,534.00		
Rep. Y mantto. De equipo de defensa	25,000.00				0.00	0.00	0.00	0.00	0.00	0.00	25,000.00	25,000.00		
SERVICIOS BASICOS	3,956,019.32	0.00	0.00	0.00	0.00	0.00	0.00	0.00	0.00	0.00	3,956,019.32	3,956,019.32		
Pago por servicio de energia eléctrica	3,956,019.32				0.00	0.00	0.00	0.00	0.00	0.00	3,956,019.32	3,956,019.32		
FONDO DE FISCALIZACION	893,190.00	0.00	0.00	0.00	0.00	0.00	0.00	0.00	0.00	0.00	893,190.00	893,190.00		
SERVICIOS PERSONALES	318,816.57	0.00	0.00	0.00	0.00	0.00	0.00	0.00	0.00	0.00	318,816.57	318,816.57		
Pago de sueldos y salarios Impuesto predial	270,000.00				0.00	0.00	0.00	0.00	0.00	0.00	270,000.00	270,000.00		
REMUNERACIONES ADICIONALES Y ESPECIALES	48,816.57	0.00	0.00	0.00	0.00	0.00	0.00	0.00	0.00	0.00	48,816.57	48,816.57		
Aguinaldos	44,378.70				0.00	0.00	0.00	0.00	0.00	0.00	44,378.70	44,378.70		
Prima vacacional	4,437.87				0.00	0.00	0.00	0.00	0.00	0.00	4,437.87	4,437.87		
SERVICIOS GENERALES	574,373.43	0.00	0.00	0.00	0.00	0.00	0.00	0.00	0.00	0.00	574,373.43	574,373.43		
Difusión por radio, TV P/PROMO	0.00				0.00	0.00	0.00	0.00	0.00	0.00	0.00	0.00		
Servicios Consultoría Admtrva.Pr	0.00				0.00	0.00	0.00	0.00	0.00	0.00	0.00	0.00		
Servicio de consultoría administrativa, procesos, técnica y en tetr	574,373.43				0.00	0.00	0.00	0.00	0.00	0.00	574,373.43	574,373.43		
	60,473,549.16	0.00	0.00	0.00	2,662,433.37	2,662,433.37	2,662,433.37	2,662,433.37	2,662,433.37	2,662,433.37	57,811,115.79	57,811,115.79		
	0.00										0.00	0.00		

"BAJO PROTESTA DE DECIR VERDAD, DECLARAMOS QUE LOS ESTADOS FINANCIEROS Y SUS NOTAS SON RAZONABLEMENTE CORRECTOS Y SON RESPONSABILIDAD DEL EMISOR"


 PRESIDENTE
 C. PAULINO JARME REYES GALINDO


 SINDICO
 C. SALVADOR RAMIREZ LOPEZ


 TESORERA
 L. A. E. NORMA ACEVEDO GARCIA